

Glued to the Topic

Purpose

Students will stay on topic when they are speaking to the class.

Materials

For the teacher: chalk, chalkboard

For each student: copy of Black Line Master (BLM) *Chit Chatting Away*

Activity

A. Pre-Activity Discussion

1. Talk to students about different kinds of speeches. (Examples include: acceptance speeches, informative speeches, and persuasive speeches.)
2. Explain that even though there are different kinds of speeches, one goal that each speaker tries to meet is to stay on the topic.
3. Discuss what happens when people do not stay on the topic. (Examples include: the meaning is lost, listeners become bored, or you never make your point.)

B. Find the Topic

1. Ask students to think about something they would like to talk about to their classmates. Explain that it can be anything from describing a fun vacation to telling about a bad dream.
2. Ask them if they can think of the things that are important to talk about in a speech. Bring up components, such as audience, purpose, and content. Tell students that they should think about to whom they are talking, why they are talking to them, and what they are talking about.

C. Apply What Students Have Learned

1. Pass out the BLM *Chit Chatting Away*.
2. After students have finished the BLM, direct them to use it as part of their short presentation to the class.



INCORPORATING **TECHNOLOGY**

Have students use the Internet to find pictures that complement their topic in order to help them learn to use visual aids in presentations.



MEETING INDIVIDUAL **NEEDS**


Some students with language differences might have difficulty speaking in front of a group. Allow these students to work in pairs on a presentation to provide them comfort and security.


Standards Links
1.7.6, 1.7.10


Questions for Review


Basic Concepts and Processes


Have students use the BLM *Chit Chatting Away* to guide their short speeches. When they have finished, discuss the following with the students:

 Why is it important to stay on topic?

 Did you stay on your topic?

 How did you do it?

 Did the guide help you?

 Did you learn anything from using the guide?

Name: _____

Chit Chatting Away

Directions: You are going to give a short speech. Answer the questions to help you write your speech.

AUDIENCE	To whom are you speaking?
PURPOSE	Are you telling them about something? Are you trying to have them do something?
INFORMATION	What are you going to talk about? Think of three things.

Chit Chatting Away

Teacher Directions

Remind students of the various reasons we communicate (e.g., to inform or to persuade). Explain that in order to communicate effectively we must stay on task.

Pass out the BLM *Chit Chatting Away*, and tell students that they can use this as a guide to give a short presentation to the class.

Answer Key

Answers will vary depending on student topic and purpose.