

Imagine This

Purpose

Students will use descriptive words in writing.

Materials

For the teacher: chalk, chalkboard

For the students: copies of Black Line Master (BLM) *Meet My Friend*, colorful pictures

Activity

A. Pre-Activity Discussion

1. Ask students to think about words that describe themselves.
2. Have students volunteer their words, and write them on the chalkboard.
3. Ask students if they know why it is important to describe things. Explain that it helps us to understand things, people, places, and emotions better. Give them an example, such as the playful cat. Tell them that it is not just any cat or a lazy cat; it is a cat that likes to play. Emphasize that it is important to use descriptive words in order to have a clearer picture of things.

B. Show the Examples

1. Present the colorful pictures you collected to students.
2. Ask them if they can think of words to describe the pictures. Have students pretend that they are telling about the pictures to someone who has never seen the pictures before.

C. Apply What Students Have Learned

1. Have students select a character or person they would like to describe.
2. Pass out the BLM *Meet My Friend*.



Some students might have difficulty generating descriptive words without a visual aid. Allow these students to look through magazines to help them think of words.




Have a guest speaker, such as a principal or another teacher, come to your class. After the guest leaves, have students generate descriptions of that person.


Standards Links
1.4.1, 1.5.1


Classroom Assessment

Basic Concepts and Processes

Check student understanding by asking questions throughout the activity and when they have finished. Discuss the following with the students:

 Why should you use descriptive words in writing?


 Can you give an example of a descriptive word?

 What does the word [*insert a word*] tell more about? Does it tell about someone's feelings or about an object's size?

Name: _____

Meet My Friend

Directions: You are going to write about a character or person you know. Fill in the character map below.



What words tell how your person feels?



What words describe how your person looks?

Name your character



What words tell how your person acts?



What is something your person would say?

Meet My Friend

Teacher Directions

Pass out the BLM *Meet My Friend*. Have each student select a character for his/her character map. Explain that each student should write the name of his/her character or person in the circle. Have students use the squares to describe different characteristics of the people they chose.

Answer Key

Answers will vary. Check to make sure that each student completed the boxes with appropriate responses.