

# Mystery Word

## Purpose

Students will begin to spell independently, using an understanding of sounds and letter names.

## Materials

*For the students:* paper, pencils

## Activity

### A. Pre-Activity Preparation

1. Make three lists of words: one list with the same beginning sound, one with the same middle sound, and one with the same ending sound. The letter that each list has in common will be part of your mystery word.
2. Think of ways to combine these three letters into a mystery word (this will be the solution to your mystery word puzzle).

### B. Pre-Activity Discussion

1. Tell the class that you will be playing a game called "Mystery Word."
2. Explain that when they hear the letter that your list of words has in common, they should write that letter on their papers.
3. Tell the students that you will be doing this with several different letters. Inform students that the letters they have on their papers will make the mystery word. Ask students to raise their hands when they are ready to guess what it is.

### C. Play the Game

1. Say a list of words with the same first letter (e.g., *mad, mat, man, mop, mustard*). Emphasize the sound of the first letter when you say the words.
2. Have the students guess the letter aloud. When they have guessed correctly, have them write (or point to) the letter on their paper.
3. Have students sound out the letter on their papers.
4. Repeat this process with a list of words to emphasize the middle letter and a list of words that emphasizes the final letter.
5. Have students sound out the letters by blending until students find the mystery word.



### INCORPORATING **TECHNOLOGY**

Have students use computer time to play similar games on Web sites such as [www.scholastic.com](http://www.scholastic.com).



### MEETING INDIVIDUAL **NEEDS**

If you have students who need extra practice in sound and letter matching, write the letters on the board as you say the matching words.


**Standards Links**  
**K.1.11, K.4.5, K.6.1**


## Questions for Review


---


### Basic Concepts and Processes

Review what students have learned by asking them the following questions:

 Can you tell me what letter the word [*insert word*] starts with?

 Can you write that letter?

 Suppose you want to write [*insert word*]. How do you put it on paper?

 How did you think of a way to spell that word?

---