

# Stories of Seasons

## Purpose

Students will tell a story that the teacher or some other person will write.

## Materials

*For the teacher: Henry and Mudge Under the Yellow Moon* by Cynthia Rylant

*For the students:* pictures, postcards, greeting cards of different seasons

## Activity

### A. Pre-Activity Discussion

1. Tell students that the story they will hear is about how a boy and his dog enjoy the fall.
2. Tell them to listen to what Henry and Mudge enjoy when they are inside and when they are outside during the fall.

### B. Read the Story

1. Begin reading *Henry and Mudge Under the Yellow Moon* to students. Pause frequently and talk about what the characters hear, see, feel, and smell.
2. Discuss with students what one might think about when reading this book.

### C. Close the Story

Ask students to talk about some other things that Henry and Mudge might see and do in the fall.

### D. Apply What Students Have Learned

1. Have each student look through the pictures of the seasons and choose a picture that he/she likes or thinks might make a good story.
2. Have students discuss the pictures with you or with students from upper grades.
3. Write or have the older student write the story told by each Kindergarten student.

## EXTENDING THE ACTIVITY



Have students illustrate their stories and then read them to partners.

## connecting across the curriculum



### Science





Take students outdoors to draw in a seasons journal. Have them draw in the journal the special things they notice during that season. Have them write some simple words to describe them.

## Questions for Review

---

### Basic Concepts and Processes

Ask students the following questions to assess their understanding of the activity:

-  What are some things you see in the fall?
  -  What happens in the fall?
  -  Can you think of some ideas for a story about the fall?
  -  How would you make them into a good story?
-